

Making life
comfortable™



Experience Norwegian comfort

IMG® is located in Sykkylven, Norway – famous for its steep mountains and deep fjords as well as the home for Scandinavian production and development center for Scandinavian comfort recliners.

IMG®'s core commitments are comfort, quality and innovative design. With generations of experience, we create furniture based on the Scandinavian approach to relaxation. IMG®'s inspiration comes from you and what you require for ultimate relaxation. It is this foundation and focus that assures each piece of our furniture is carefully crafted to meet your needs and expectations.

Our entire range is designed, engineered and tested by our Norwegian product development team and produced in our own specialized, vertically integrated manufacturing facilities in Vietnam, Thailand and Lithuania.

Every element of our design has been researched and engineered with a focus on both functionality and comfort, backed with a 10-year warranty so you can rest assured that you have invested in state-of-the-art Scandinavian inspired furniture that lasts.

Find out for yourself by visiting one of our retailers and discover body correct support leading to true Norwegian comfort created by IMG®.

Contents

Relaxers	6-9
Lift Chair	10-11
Reclining Sofa	12-15
Sofas	16-17
Fabrics, Leathers & Wood	18-21
Measurements	22-23

The IMG promise

Our products are subjected to the highest Norwegian quality standards. Our comprehensive warranty policy is our promise to you that your furniture has been built to last.



10 years on molded foam cushions and steel frames
5 years on mechanisms
2 years on motor and battery-parts
2 years on leather and fabric covers

YEAR
WARRANTY

DESIGNED IN NORWAY



Relaxer

Our range of Relaxers include a design for everyone. Whether you choose traditional contours or contemporary clean lines, you can rest assured that Norwegian quality and design is at the heart of every design.

All of our Relaxers are made with Cold-Cure moulded foam cushioning – a unique technology that ensures ultimate comfort, body correct support and long lasting durability

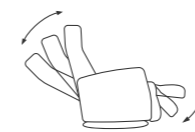


RM 285 Duke
Trend 424 Forest


Relaxer functions



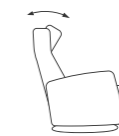
360° Swivel



Effortless reclining and integrated footrest



Height adjustable head and neck support



Adjustable head and neck support



Glide system

Relaxer features



- 1 Injection moulded Cold-Cured foam ensures ergonomically correct seating posture and enhanced support that lasts
- 2 Adjustable head and neck support gives you the ultimate comfort in all seating positions
- 3 Effortless deep recline
- 4 Steel springs located throughout the back and seat provide optimum support whilst cradling the body
- 5 A steel and hardwood frame provides durability and strength
- 6 The advanced base mechanism offers both gliding function and 360 degree swivel
- 7 The integrated footrest and recline can be easily released manually or upgraded to power

Relaxer options

2 sizes available

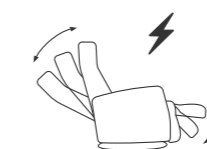


Standard

Large


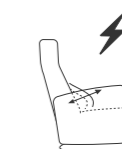
POWER™

Upgrade your Manual relaxer to include a powered recline on top of the standard manual functions



POWER+™

Upgrade your Power relaxer to include a powered headrest and/or lumbar support on top of the standard Power functions





RG231 Lord
Prime 301 Black

Button configurations



Power

A single button which mechanically adjusts the back and footrest



Power+ (Lumbar)

In addition to Power, Power+ adds lumbar support.

Only available on Duke



Powered glide locker

Lock the glide function with the touch of a button



Power+ (Lumbar and headrest)

In addition to the lumbar support, a third button controls the tilt of your headrest.

Only available on Lord and Paramount

Relaxer



RG290 Paramount
Prime 316 Grey



RM285 Duke
Trend 415 Pacific



RM275 Majesty
Trend 409 Cognac, 908 Dark brown



RG231 Lord
Prime 320 Fango



RM285 Duke
Trend 424 Forest



RM275 Majesty
Trend 425 Nordic grey, 920 Black

Lift chair

The Luxury Lift Powered Recliner combines exclusive patented IMG technology with unsurpassed comfort. It offers reliability and convenience in the safest and most easily operated lift recliner on the market.



LFS Paramount
Jena 010 Silverstreak

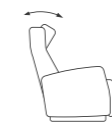
Relaxer functions and Options



Lift and rise at the touch of a button



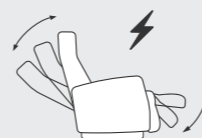
Height adjustable head and neck support



Tilt adjustable head and neck support

POWER™

Choose Power Lift for effortless recline and integrated footrest at the touch of a button.



POWER+™

Upgrade to Power lift plus to add powered lumbar/headrest adjustment and/or mechanical glide locker.



LF231 Lord POWERlift™
Campa 250 Beige



MF225-325 Divani POWERlift™
Habitat 713 Almond



MF225-325 Divani POWERlift™
Prime 317 Stone



LFS290 Paramount POWERlift+™
Jena 010 Silverstreak



MFS290 Paramount POWERlift+™
Jena 012 Pumice

Remote controls



Single Motor Lift Chair



Dual Motor Multifunction



Triple Motor Lift Chair




Quad Motor Lift Chair

Reclining Sofa

A selection of our relaxers have matching reclining sofas and home theater set ups. Endless combinations from our product range make them perfect for customizing and creating your own personal perfect fit

Relaxer functions



Effortless reclining and integrated footrest



Height adjustable head and neck support




Adjustable head and neck support



RM275/WM375 Majesty 2s
Trend 425 Nordic grey, 920 Black



WM Divani AS
Trend 416 Graphite



Green and durable foam

The IMG® Cold-Cured molded foam process is unique and guarantees absolute comfort, durability and a cleaner greener product. This space age material encases the interior steel frame and sinuous springs, allowing for body-friendly curvatures to be covered with glove-fitted upholstery.



Space efficient

Our Motion Furniture efficiently utilizes available space. In addition each unit can be placed within a mere 15cm of a wall due to our unique wall-saver mechanism.




Rechargeable battery

The rechargeable battery option can be used on IMG's motorized recliners and home theatre seating line up. This is the perfect solution for those who want the power recline function, but either don't have access to a wall outlet or are placing the furniture in the middle of their room and don't want unsightly power cords stretching across the floor.

A fully charged battery provides normally up to 300 complete cycles. The number of cycles will increase / decrease depending on load.

Arms

Our Motion Arms incorporate a small convenience table, cup holders and internal storage



Button options

Dual Sensor Button and USB Port controls are intended for use in Relaxers plugged into a wall socket, and are NOT recommended in combination with battery.

*Options available: Black round with USB, Sensor (no battery connection) Steel round button



WM375 Majesty 2s
Trend 409 Cognac, 908 Dark brown
POWER™



WM375 Majesty 2s
Trend 425 Nordic grey, 920 Black
POWER™

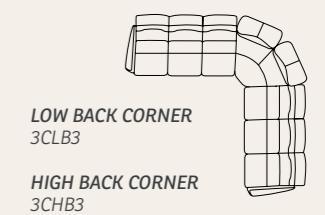
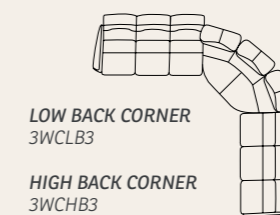
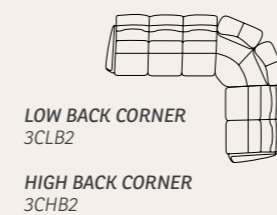
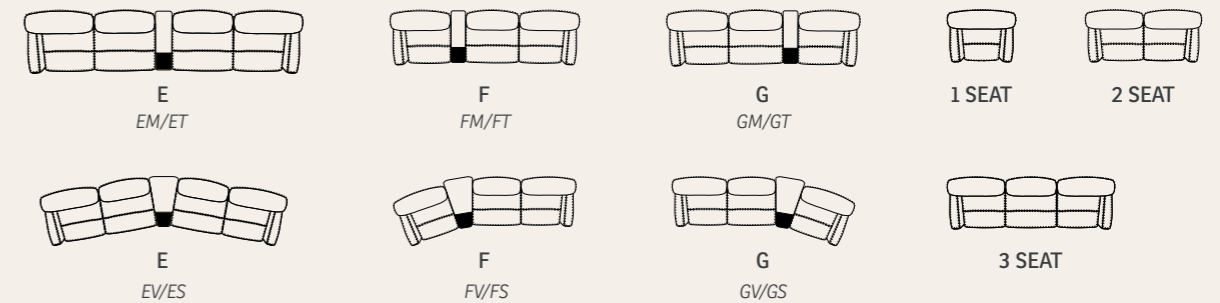
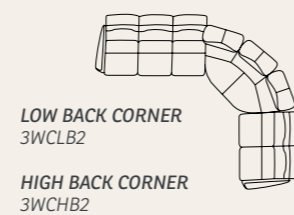
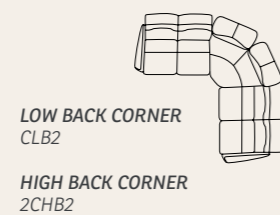
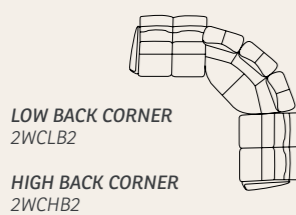
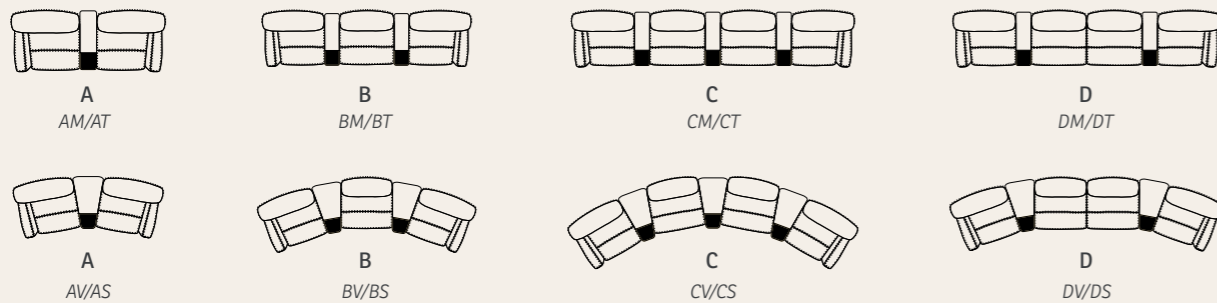


WM325 Divani AS
Trend 416 Graphite
POWER™



WM325 Divani AS
Trend 401 Tuxedo
POWER™

Our Modular Seating program is one of the most versatile available. A variety of configurations can be tailored to your specific needs. More than a program, it is a complete system that includes a sofa, love-seat, chairs and home theatre seating combinations as illustrated below.



The theatre seating can be custom configured using different arms. This provides a choice of straight rows (for rooms with limited depth) or curved rows for better viewing. All arms incorporate a small convenience table and internal storage.

Sofas

The IMG sofa collection brings together modern Scandinavian style details with comfort and quality. Its sleek, minimal profile and discreet legs make it the ideal design for any contemporary space. With its solid plantation wood frame and no-sag memory springs incased with Cold-Cure foam, our sofas ensure correct body support and durability, with guaranteed relaxation.

All of our sofas are designed to be harmoniously paired with our chairs, offering unique styling possibilities



Sorrento 2s
Leather: Trend 416 Graphite
Legs: 900 Nature Beech



Sorrento 2.5s
Fabric: Mishi 002 Steel
Legs: 920 Black



Sorrento 3s
Leather: Trend 412 Smoke
Legs: 911 Espresso



Sorrento 3s Duo
Leather: Prime 317 Stone
Legs: 922 Grey Ash



Sorrento 2.5s HB
Leather: Trend 417 Cinder
Legs: 901 Oak



Sorrento 3s Duo HB
Leather: Sauvage 555 Anthracite
Legs: 920 Black



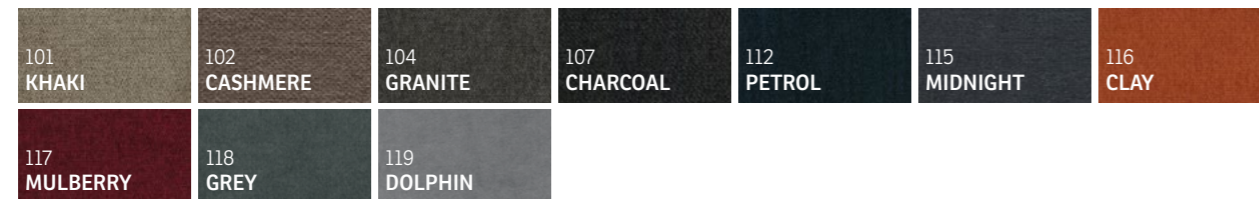
Fabrics

IMG offer a wide range of fabric types selected to suit many homes and lifestyles. Ultra Smart fabric is another alternative that is durable and stain resistant.

Please ask your retailer for more information


CAPRICE

COMPOSITION: 97% POLYESTER, 3% NYLON | MARTINDALE: >50.000 | PILLING: 4-5 | COLOUR FASTNESS TO LIGHT: 5 | FOAM CLEANING / WASH 40°



HABITAT

COMPOSITION: 100% POLYESTER | MARTINDALE >50.000 | PILLING 4-5 | COLOUR FASTNESS TO LIGHT 5 | FOAM CLEANING / WASH 40°



JENA

COMPOSITION: 100% POLYESTER | MARTINDALE 50.000 | PILLING 4-5 | COLOUR FASTNESS TO LIGHT 4 | SPOT CLEANING / PROFESSIONAL CLEANING



MISHI

COMPOSITION: 100% POLYESTER | MARTINDALE 50.000 | PILLING 4-5 | COLOUR FASTNESS TO LIGHT 5 | SPOT CLEANING / PROFESSIONAL CLEANING



OLIVER

COMPOSITION: 100% POLYESTER | MARTINDALE 45.000 | PILLING 4-5 | COLOUR FASTNESS TO LIGHT 5 | SPOT CLEANING / PROFESSIONAL CLEANING



* Printed colors in this catalogue may appear different from the actual cover colors.
** Cover will be discontinued from time to time.

Leather & Wood

Leather is a natural product and every hide has its own unique characteristics. Colour and grain variations are normal and can vary from hide to hide. Common surface variations include scratches, wrinkles and healed scars. Colour change will occur with time, due to use and the effect of light. Dye lot variations on hides and fabrics might occur between samples, floor stock and delivered furniture. The appearance and colour of the stain may vary depending upon the type of wood and individual grain patterns.

PRIME

PRIME is a slightly corrected, top grain aniline-dyed and pigmented upholstery leather with a thickness between 0.8-1.0 mm



TREND

TREND is a premium top grain aniline-dyed upholstery leather with a rich and comfortable feel




SAUVAGE

SAUVAGE is a natural milled top grain, upholstery leather made from the best rawhide selection.



WOOD COLOURS

A number of products with visible wood can be delivered in a wide range of colours and finishes.



* Printed colors in this catalogue may appear different from the actual cover colors.
** Cover will be discontinued from time to time.

Leather

LINEA is a premium top grain, aniline dyed through upholstery leather, with a rich comfortable feel supported by an extensive colour palette. The advanced upholstery protection of Linea retains the natural characteristics of a quality leather. Linea has a natural subtle fine grain with a thickness of 0.9 - 1.1mm which fits perfect for upholstery applications. Its soft waxy feel coupled with a semi-matt appearance adds to its luxurious personality.

- The Mastrotto Linea range is available on all IMG designs.
- Allow an additional 2 weeks for completion.

L601 BIANCO OTTICO	L602 VANIGLIA	L603 PANNA	L604 BEIGE	L605 CREMA	L606 CIPRIA	L607 NOCCIOLA
L608 MARRONE	L609 WOOD	L610 MOGANO	L611 TESTA MORO	L612 CASTAGNA	L613 MATTONE	L614 ROSSO
L615 BORDEAUX	L616 ANTIC	L617 BEGONIA	L618 ARANCIO	L619 GIALLINO	L620 GIALLO	L621 VERDE
L622 NERO	L623 GRIGIO	L624 AZZURRO	L625 BURGUNDY	L626 GREY	L627 FANGO	L628 SABBIA
L629 STONE	L630 ACCIAIO	L631 GREEN	L632 VERDONE	L633 VIOLA	L634 GESSO	L635 LATTE
L636 AVORIO	L637 CAFFELATTE	L638 SIENA	L639 SMOKE	L640 MASCARA	L641 LOTUS	L643 AVIO
L644 NOTTE	L645 ANTRACITE	L646 MORETTO	L647 GRIGIO PERLA	L648 CINDER	L649 CIELO	L650 LILLA
L651 ROSA ANTICO	L652 OMBRETTO	L653 PINO	L654 PERGAMENA	L655 AMARANTO	L656 COTTO	L657 ROSSO ANTICO
L658 FORESTA	L659 TORTORA	L660 ASFALTO	L662 FONDOTINTA	L663 CHALCKY	L664 PELLE	L665 MARMO
L666 GHIACCIO	L667 EARTH	L668 FROZEN	L669 CENERE	L670 HIGHWAY	L671 INOX	L672 MISTY
L673 IRIS	L674 OCTANE	L675 NEW GREY	L676 MASTICE	L677 MALT	L678 CONFETTO	L679 MIEL
L680 NEW COGNAC	L681 MUSCAT	L682 COFFEE	L683 SOUR	L684 NEW CELERY	L685 ALOE	L686 ABETE
L687 SKY	L688 PIOMBO	L689 LAVANDA	L690 CORVETTE	L691 MIDNIGHT	L692 COLVERT	L693 ACQUAMARINA
L694 MODERN BLUE	L695 GHOST	L696 PRUGNA	L697 PERSIA	L698 ORCHID	L699 CERISE	L700 FUXIA
L701 ELECTRO	L702 DARK BLU	L703 MING	L704 EXTRABLOOD			

* Printed colors in this catalogue may appear different from the actual cover colors.
** Cover will be discontinued from time to time.

RELAXER



DIVANI

125: W: 71 D: 85/89 H: 93/105
225: W: 78 D: 91/95 H: 102/112
325: W: 80.5 D: 93/97 H: 102/112



DUKE

185: W: 71 D: 87/91 H: 93/105
285: W: 80 D: 93/97 H: 101/114
385: W: 88 D: 93/97 H: 101/114



LORD

131: W: 71 D: 86 H: 96
231: W: 76 D: 90 H: 101
331: W: 82 D: 90 H: 101



MAJESTY

275: W: 82.5 D: 96/100 H: 99.5/112.5
375: W: 87.5 D: 96/100 H: 99.5/112.5



PARAMOUNT

190: W: 76 D: 83 H: 98
290: W: 80 D: 88 H: 100
390: W: 88 D: 88 H: 102

LIFT CHAIR



DIVANI MF

225: W: 76 D: 88/92 H: 103-116/140-153
325: W: 81 D: 88/92 H: 103-116/140-153



PARAMOUNT MFS

290: W: 83 D: 92 H: 109.5/147
390: W: 88 D: 92 H: 109.5/147



LORD LF

231: W: 77 D: 93 H: 101/142
331: W: 82 D: 93 H: 101/142

Please see our web page: www.imgcomfort.com

* Disclaimer: Due to the handmade nature of this product, all measurements are approximate and can vary in size on any individual product up to 2 cm.

RECLINING SOFA



DIVANI (configuration arm)

1S: W: 84 D: 94/97 H: 101/115
 2S: W: 139 D: 94/97 H: 101/115
 3S: W: 194 D: 94/97 H: 101/115

AM/AT: W: 165 D: 94/97 H: 101/115
 AV: W: 164 D: 99/103 H: 101/115
 AS: W: 156.5 D: 101/105 H: 101/115

BM/BT: W: 245 D: 94/97 H: 101/115
 BV: W: 243 D: 107/111 H: 101/115
 BS: W: 243.5 D: 114/118 H: 101/115

CM/CT: W: 325 D: 94/97 H: 101/115
 CV: W: 347 D: 120/124 H: 101/115
 CS: W: 334 D: 129/133 H: 101/115

DM/DT: W: 301 D: 94/97 H: 101/115
 DV: W: 301 D: 107/111 H: 101/115
 DS: W: 299 D: 113/117 H: 101/115

EM/ET: W: 277 D: 94/97 H: 101/115
 EV: W: 274 D: 104/107 H: 101/115
 ES: W: 270 D: 108/112 H: 101/115

FM/FT: W: 221 D: 94/97 H: 101/115
 FV: W: 220 D: 107/111 H: 101/115
 FS: W: 219 D: 113/117 H: 101/115

GM/GT: W: 221 D: 94/97 H: 101/115
 GV: W: 220 D: 107/111 H: 101/115
 GS: W: 219 D: 113/117 H: 101/115

Corner

2WLB2: W: 265/269 D: 265/269 H: 101/115
 3WLB3: W: 320/324 D: 320/324 H: 101/115
 3WLB2: W: 320/324 D: 265/269 H: 101/115
 2W2: W: 265/269 D: 265/269 H: 101/115
 3W3: W: 320/324 D: 320/324 H: 101/115
 3W2: W: 320/324 D: 265/269 H: 101/115
 2CLB2: W: 226/230 D: 226/230 H: 101/115
 3CLB3: W: 281/285 D: 281/285 H: 101/115
 3CLB2: W: 281/285 D: 226/230 H: 101/115
 2C2: W: 226/230 D: 226/230 H: 101/115
 3C3: W: 281/285 D: 281/285 H: 101/115
 3C2: W: 281/285 D: 226/230 H: 101/115
 WLB: W: 183 D: 105 H: 80
 W: W: 183 D: 111/115 H: 101/115
 CLB: W: 133 D: 94 H: 80
 C: W: 138 D: 96/100 H: 101/115



MAJESTY (configuration arm)

1S: W: 85 D: 94/97 H: 102/114.5
 2S: W: 140 D: 94/97 H: 102/114.5
 3S: W: 195 D: 94/97 H: 102/114.5

AM/AT: W: 162 D: 94/97 H: 102/114.5
 AV: W: 165 D: 96/99 H: 102/114.5
 AS: W: 158 D: 98/101 H: 102/114.5

BM/BT: W: 239 D: 94/97 H: 102/114.5
 BV: W: 242 D: 109/113 H: 102/114.5
 BS: W: 234 D: 114/118 H: 102/114.5

CM/CT: W: 326 D: 94/97 H: 102/114.5
 CV: W: 348 D: 120/124 H: 102/114.5
 CS: W: 333 D: 128/132 H: 102/114.5

DM/DT: W: 302 D: 94/97 H: 102/114.5
 DV: W: 300 D: 107/111 H: 102/114.5
 DS: W: 298 D: 114/118 H: 102/114.5

EM/ET: W: 277 D: 94/97 H: 102/114.5
 EV: W: 275 D: 105/109 H: 102/114.5
 ES: W: 270 D: 109/113 H: 102/114.5

FM/FT: W: 218 D: 94/97 H: 102/114.5
 FV: W: 223 D: 109.5/113.5 H: 102/114.5
 FS: W: 219 D: 114.5/118.5 H: 102/114.5

GM/GT: W: 218 D: 94/97 H: 102/114.5
 GV: W: 223 D: 109.5/113.5 H: 102/114.5
 GS: W: 219 D: 114.5/118.5 H: 102/114.5

Corner

2WLB2: W: 269/273 D: 270/274 H: 101/115
 3WLB3: W: 324/328 D: 325/329 H: 101/115
 3WLB2: W: 324/328 D: 270/274 H: 101/115
 2W2: W: 269/273 D: 270/274 H: 101/115
 3W3: W: 324/328 D: 325/329 H: 101/115
 3W2: W: 324/328 D: 270/274 H: 101/115
 2CLB2: W: 230/234 D: 231/235 H: 101/115
 3CLB3: W: 285/289 D: 286/290 H: 101/115
 3CLB2: W: 285/289 D: 226/230 H: 101/115
 2C2: W: 230/234 D: 226/230 H: 101/115
 3C3: W: 285/289 D: 286/290 H: 101/115
 3C2: W: 285/289 D: 226/230 H: 101/115
 WLB: W: 183 D: 105 H: 80
 W: W: 183 D: 111/115 H: 101/115
 CLB: W: 133 D: 94 H: 80
 C: W: 138 D: 96/100 H: 101/115

RECLINING SOFA



DUKE (configuration arm)

1S: W: 87 D: 93.5/97.5 H: 103/115
 2S: W: 144 D: 93.5/97.5 H: 103/115
 3S: W: 200 D: 93.5/97.5 H: 103/115

AM/AT: W: 168 D: 93.5/97.5 H: 103/115
 AV: W: 165 D: 96/100 H: 103/115
 AS: W: 163.5 D: 98/102 H: 103/115

BM/BT: W: 248 D: 93.5/97.5 H: 103/115
 BV: W: 246 D: 107/111 H: 103/115
 BS: W: 246 D: 116/120 H: 103/115

CM/CT: W: 328 D: 93.5/97.5 H: 103/115
 CV: W: 350 D: 121/125 H: 103/115
 CS: W: 337 D: 130/134 H: 103/115

DM/DT: W: 304 D: 93.5/97.5 H: 103/115
 DV: W: 303 D: 108/112 H: 103/115
 DS: W: 301 D: 115/119 H: 103/115

EM/ET: W: 278 D: 93.5/97.5 H: 103/115
 EV: W: 277 D: 105/109 H: 103/115
 ES: W: 273 D: 109/113 H: 103/115

FM/FT: W: 221 D: 93.5/97.5 H: 103/115
 FV: W: 223 D: 107/111 H: 103/115
 FS: W: 221 D: 114.5/118.5 H: 103/115

GM/GT: W: 221 D: 93.5/97.5 H: 103/115
 GV: W: 223 D: 107/111 H: 103/115
 GS: W: 221 D: 114.5/118.5 H: 103/115

Corner

2WLB2: W: 265/269 D: 265/269 H: 101/115
 3WLB3: W: 320/324 D: 320/324 H: 101/115
 3WLB2: W: 320/324 D: 265/269 H: 101/115
 2W2: W: 265/269 D: 265/269 H: 101/115
 3W3: W: 320/324 D: 320/324 H: 101/115
 3W2: W: 320/324 D: 265/269 H: 101/115
 2CLB2: W: 226/230 D: 226/230 H: 101/115
 3CLB3: W: 281/285 D: 281/285 H: 101/115
 3CLB2: W: 281/285 D: 226/230 H: 101/115
 2C2: W: 226/230 D: 226/230 H: 101/115
 3C3: W: 281/285 D: 281/285 H: 101/115
 3C2: W: 281/285 D: 226/230 H: 101/115
 WLB: W: 183 D: 105 H: 80
 W: W: 183 D: 111/115 H: 101/115
 CLB: W: 133 D: 94 H: 80
 C: W: 138 D: 96/100 H: 101/115

SOFA G-Series



SORRENTO

1.5s: W: 111 D: 93 H: 86
 2s: W: 158 D: 93 H: 86
 2.5s : W: 173 D: 93 H: 86
 3s/3.0s Duo : W: 217 D: 93 H: 86
 3.5s : W: 241 D: 93 H: 86



SORRENTO HIGH BACK

2.5s HB: W: 176 D: 92 H: 101
 3.0s /3.0s Duo HB: W: 212 D: 92 H: 101

*Making a valuable contribution to humanity
requires invention and responsible solutions.*

*For IMG it's not enough to bring you today's
most comfortable seating options, but to do so
with a commitment to minimize negative
environmental impact.*

AUCKLAND

Central - Showroom, Head Office & Factory

983 Mt Eden Road, Three Kings
Phone: 09 625 3900
Email: dm-threekings@danske.co.nz

Albany

Albany Lifestyle Centre
260 Oteha Valley Road,
Entrance off Corban Ave
Phone: 09 977 7955
Email: dm-albany@danske.co.nz

Glenfield

13a Link Drive, Wairau Park
Phone: 09 443 3045
Email: dm-northshore@danske.co.nz

Botany Downs

501 Ti Rakau Drive,
Botany Town Centre
Phone: 09 274 1998
Email: dm-botany@danske.co.nz

HAMILTON

15 Maui Street, Te Rapa
Phone: 07 847 0398
Email: dm-hamilton@danske.co.nz

TAURANGA

Greerton Furnishings
156 Chadwick Road
Phone: 07 578 2028
Email: enquiry@greertonfurnishings.
co.nz

TAUPO

29 Totara Street, Totara Point
Phone: 07 378 3156
Email: sales@danskemoblertaupo.
co.nz
Web: www.danskemoblertaupo.co.nz

HASTINGS


810 Heretaunga Street West
Phone: 06 876 1010
Email: dm-hastings@danske.co.nz

PALMERSTON NORTH

Turnbull Furniture
699 Main Street
Phone: 06 358 6800
Email: dm-palmerston@danske.co.nz

LOWER HUTT

Harvey Norman Centre
Level 1, 28 Rutherford Street
Phone: 04 568 5001
Email: dm-lowerhutt@danske.co.nz



IMG® New Zealand Ltd

100 Takanini School Rd, Takanini 2105, Auckland
P O Box 202-149, Southgate, Takanini 2246 Auckland,
New Zealand
Tel: +64 9 215 9549
www.imgcomfort.com